



The 8th International Conference
- Virtual conference -
The Use of R in Official Statistics
uRos2020

PROGRAMME

VIRTUAL CONFERENCE
2-4 December 2020



<http://urosconf.org/>

SCIENTIFIC BOARD

Tudorel ANDREI (President, National Institute of Statistics - Romania)
Matthias TEMPL (ZHAW school of engineering, Switzerland)
Adrian DUSA (University of Bucharest, Romania)
Elena DRUICA (University of Bucharest, Romania)
Kazumi WADA (National Statistics Center, Japan)
Marcello D'ORAZIO (FAO, Rome, Italy)
Valentin TODOROV (UNIDO, Vienna Austria)
Alina MATEI (University of Neuchatel, Switzerland)
Bernhard MEINDL (Statistics Austria, Austria)
Claudiu HERTELIU (Bucharest University of Economic Studies, EMOS Board, Romania)
Edwin DE JONGE (Statistics Netherlands, The Netherlands)
Gergeley DARÓCZI (System1, Hungary)
Kamarul Ariffin MANSOR (MARA University of Technology, Malaysia)
Marius Nicolae JULA (University of Bucharest, Romania)
Matyas MESZAROS (Eurostat, Luxemburg)
Mihaela PAUN (University of Bucharest)
Roxana ADAM (University of Bucharest & National Institute of Statistics, Romania)

ORGANIZING COMMITTEE








Alexander KOWARIK (Statistics Austria)
Bernhard MEINDL (Statistics Austria)
Markus FRÖHLICH (Statistics Austria)
Thomas BURG (Statistics Austria)
Ana Maria CIUHU (Statistics Romania)
Bogdan OANCEA (Statistics Romania, University of Bucharest)
Ciprian ALEXANDRU (Statistics Romania, Ecological University of Bucharest)
Nicoleta CARAGEA (Statistics Romania, Ecological University of Bucharest)
Mark VAN DER LOO (Statistics Netherlands)

SECRETARIATE

uRos2020 [at] statistik.gv.at

PROGRAMME - Central European Time (CET) (GMT+1)

December 2, Wednesday

09⁵⁰ – 10⁰⁰ (CET) 	Welcome message Alexander KOWARIK, Statistics
10⁰⁰ – 11⁰⁰ (CET) 	Keynote: Isabel MOLINA PERALTA, Associate professor at the Department of Statistics of Universidad Carlos III de Madrid, Spain <i>Presentation</i> - Small area estimation using R, with application to poverty mapping <i>Chairman</i> – Alexander KOWARIK, Statistics Austria
11⁰⁰ – 12³⁰ (CET)	Scientific Session <i>Methods for official statistics</i> <i>Chairman</i> – Alexander KOWARIK, Statistics Austria
	<i>Distances with mixed-type variables, some proposals</i> Marcello D'ORAZIO - Food and Agriculture Organization of The United Nations; Italian National Institute of Statistics
	<i>emdi 2.0.0: A Framework for Producing Estimates based on Area-Level Models in R</i> Sylvia HARMENING - Freie Universität Berlin, Germany Ann-Kristin KREUTZMANN - Freie Universität Berlin, Germany Nicola SALVATI - University of Pisa, Italy Timo SCHMID - Freie Universität Berlin, Germany
	<i>R package SamplingStrata: new developments and extension to Spatial Sampling</i> Marco BALLIN and Giulio BARCAROLI, Italian National Institute of Statistics (Istat)
	<i>mquantreg: An R package for estimating generalized linear M-quantile regression models</i> Felix SKARKE - Freie Universität Berlin, Germany Nicola SALVATI – University of Pisa, Italy Timo SCHMID - Freie Universität Berlin, Germany
	<i>Spatial Spread Sampling Using Weakly Associated Vectors</i> Raphaël JAUSLIN - Université de Neuchâtel, Switzerland






14⁰⁰ – 15³⁰ (CET)	Scientific Session <i>Classification</i> <i>Chairman: Ciprian ALEXANDRU, National Institute of Statistics/Ecological University of Bucharest, Romania</i>
	<i>Classy classifications in R</i> Susie JENTOFT, Statistics Norway, Norway
	<i>Methods for classifying nonprofit organizations according to their field of activity: A report on semi-automated methods based on text</i> Julia LITOFENKO, Vienna University of Economics and Business, Austria
	<i>Selective editing of categorical variables with random forests: results of the implementation in the statistical production</i> D. SALGADO, Statistics Spain (INE), Spain S. BARRAGÁN, Statistics Spain (INE), Spain M.R. GONZÁLEZ-GARCÍA, Statistics Spain (INE), Spain T. VÁZQUEZ, Statistics Spain (INE), Spain
	<i>Balanced Imputation for Swiss Cheese Nonresponse</i> Esther EUSTACHE, Université de Neuchâtel, Switzerland
	Lightning talks <i>Chairman: Ciprian ALEXANDRU, National Institute of Statistics/Ecological University of Bucharest, Romania</i>
	<i>sdLog:1 Utilities for Statistical Disclosure Control in the Context of Research Data Centres</i> Matthias GOMOLKA, Deutsche Bundesbank, Germany
	<i>riot: R Input-Output Tools</i> Oliver REITER, The Viena Institute for International Economic Studies, Austria
	<i>Classifying the Country of Birth using Supervised Learning</i> Joerg FEUERHAKE, Federal Statistical Office Germany (Destatis) K. LANGE, Federal Statistical Office Germany (Destatis) A. SIEGISMUND, Federal Statistical Office Germany (Destatis) E. VIGNEAU, Federal Statistical Office Germany (Destatis)
	<i>Unstructured text as a source of information</i> Solveig BJØRKHOLT, Statistics Norway, Norway

<p>10⁰⁰ – 11⁰⁰ (CET)</p> 	<p>Keynote: Matthias TEMPL, Institute for Data Analysis and Process Design, Zurich University of Applied Sciences Presentation - <i>Functional data analysis in Bayes Spaces with an Application to spatio-temporal population data</i> Chairman: Mark van der Loo, Statistics Netherlands (CBS)</p>
<p>11⁰⁰ – 12³⁰ (CET)</p>	<p>Scientific Session <i>Dissemination and visualization</i> Chairman: Nicoleta CARAGEA, National Institute of Statistics/Ecological University of Bucharest, Romania</p>
	<p><i>Revisiting Rogers and Castros' multi-exponential model migration schedules</i> Sebastian RUIZ-SANTACRUZ, Adjunct Researcher, ADRI-Shanghai University Mabelin VILLARREAL FUENTES, Statistician, International Labour Organization, Colombia</p>
	<p><i>A Sparse Matrix Tool in R for Multidimensional Hierarchical Aggregation</i> Øyvind LANGSRUD, Statistics Norway, Norway</p>
	<p><i>Analysis of trajectories into retirement using the Danish labour market registry</i> Jolien CREMERS, University of Copenhagen, Denmark</p>
	<p><i>Automation in calculation and presentation of educational indicators</i> Konrad OBERWIMMER, IQS – Institut des Bundes für Qualitätssicherung im österreichischen Schulwesen, Austria</p>
<p>14⁰⁰ – 15³⁰ (CET)</p>	<p>Scientific Session <i>R in the Organization and in Production</i> Chairman: Bogdan OANCEA, Statistics Romania, University of Bucharest</p>
	<p><i>DevOps and R: Experiences at Statistics Austria</i> Bernhard MEINDL, Statistics Austria Gregor DE CILLA, Statistics Austria Alexander KOWARIK, Statistics Austria</p>
	<p><i>The awesome list of official statistics software: 100 ... and counting</i> Olav TEN BOSCH, Statistics Netherlands (CBS) Mark VAN DER LOO, Statistics Netherlands (CBS) Alexander KOWARIK, Statistics Austria</p>
	<p><i>From Airflow to Docker -- R in an Open Source Production Environment</i> Matthias BANNERT, KOF Swiss Economic Institute, Switzerland</p>
	<p><i>Persephone: Process-oriented facilitator for RJDemetra including support of hierarchical time series</i> Angelika MERANER, Statistics Austria Gregor DE CILLIA, Statistics Austria Alexander KOWARIK, Statistics Austria</p>

December 4, Friday

10⁰ – 11³⁰ (CET)	Scientific Session <i>R</i> for web and other data <i>Chairman: Nicoleta CARAGEA, National Institute of Statistics and Ecological University of Bucharest, Romania / Ciprian ALEXANDRU, National Institute of Statistics and Ecological University of Bucharest, Romania</i>
	<i>Using R for Web Data Collection at Scale</i> Peter MEIßNER, virtual7 GmbH, Germany
	<i>R for Web scraping Online Job Adverts and computing potential indicators</i> Bogdan OANCEA, Statistics Romania, University of Bucharest, Romania Nicoleta CARAGEA, National Institute of Statistics/Ecological University of Bucharest, Romania Ciprian ALEXANDRU, National Institute of Statistics/Ecological University of Bucharest, Romania Marian NECULA, The Bucharest University of Economic Studies, Romania Ana Maria CIUHU, Statistics Romania Raluca DRAGOESCU, Statistics Romania
	<i>Between R and Excel - The ETER Data Validation and Quality Process</i> Daniel Wagner-Schuster, Joanneum Research, Austria
	<i>A Web Service for Processing GPS Data from Mobile Phones</i> Stefan FLECK, Statistics Austria
	<i>A set of R packages to compute population count from mobile network data</i> Bogdan OANCEA, Statistics Romania, University of Bucharest, Romania David SALGADO, Statistics Spain (INE), Spain Luis SANGUIAO-SANDE, Statistics Spain (INE), Spain Sandra BARRAGAN, Statistics Spain (INE), Spain
	<i>Geolocation of mobile devices with Hidden Markov Models</i> Luis SANGUIAO, Statistics Spain (INE), Spain David SALGADO, Statistics Spain (INE), Spain Sandra BARRAGÁN, Statistics Spain (INE), Spain Bogdan OANCEA, Statistics Romania, University of Bucharest, Romania Marian NECULA, University of Bucharest, Romania
11³⁰ – 11⁴⁰ (CET)	Good bye and invitation to uRos2021

**Pre-recorded scientific session
(accessible through YouTube from 2 December 2020)**

	<i>timeseriesdb - Manage, Archive and Version Time Series with R and PostgreSQL</i> Matthias BANNERT, KOF Swiss Economic Institute, Switzerland
	<i>Estimating The Disaggregated Regional Official Statistics in Indonesia using EBLUP Benchmark-Small Area Estimation Method</i> Ika Yuni WULANSARI, STIS Polytechnic of Statistics-BPS Statistics Indonesia
	<i>Integrated Weighting and Estimation System for Household Surveys with Complex Sampling Design</i> Emanuel CIARDULLO, National Institute of Statistics and Censuses, Argentina Gregorio GARCIA, National Institute of Statistics and Censuses, Argentina Gonzalo MARÍ, National Institute of Statistics and Censuses, Argentina Gerardo MITAS, National Institute of Statistics and Censuses, Argentina
	<i>Calif – shiny application for calibration of weights of statistical surveys</i> Boris FRANKOVIČ, Statistical Office of the Slovak Republic
	<i>Efficient Autocoding Method in High Dimensional Space</i> Yukako TOKO, National Statistics Center, Japan Mika SATO-ILIC, National Statistics Center, Japan / University of Tsukuba
	<i>R script for the development of Cyclic Indicator Systems based on Multivariate Spectral Analysis</i> Alfredo BUSTOS, INEGI - National Institute of Statistics and Geography, Mexico Noemí LÓPEZ, INEGI - National Institute of Statistics and Geography, Mexico
	<i>Business Cycle Tracer of Turkey using R</i> Mualla Gizem UMUT DOGAN, Turkish Statistical Institute, Turkey
	<i>IcaRius – A (Not So) Serious Game To Learn R Differently</i> Arnaud DEGORE, INSEE, France